

1-9: Learning Goals

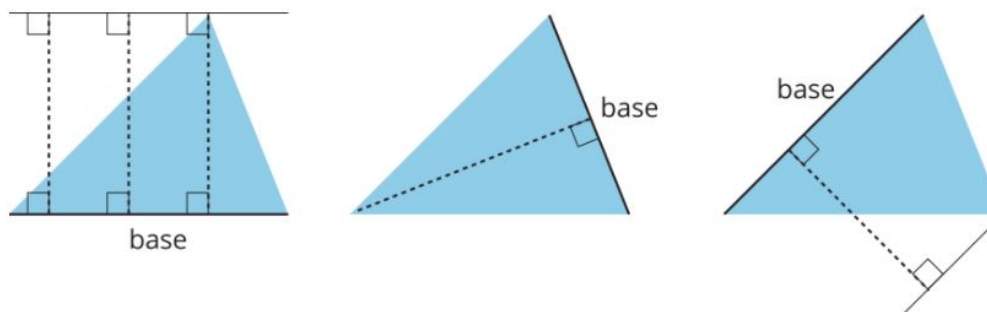
- Let's write and use a formula to find the area of a triangle.

1-9-1: Bases and Heights of a Triangle


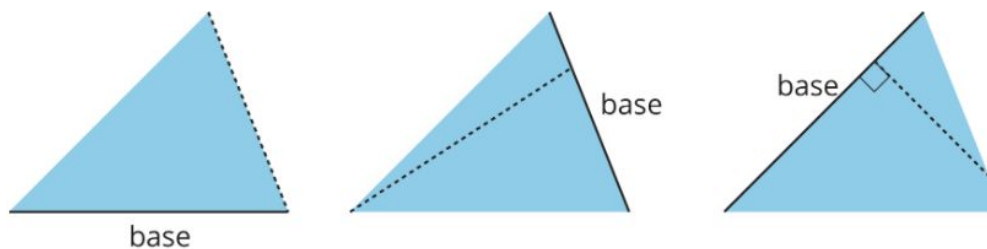


Study the examples and non-examples of **bases** and **heights** in a triangle. Answer the questions that follow.

- These dashed segments represent heights of the triangle.



- These dashed segments do *not* represent heights of the triangle.

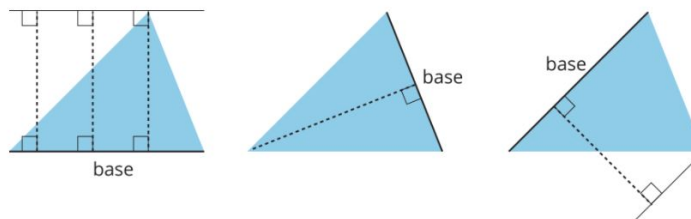


1-9-1: Bases and Heights of a Triangle

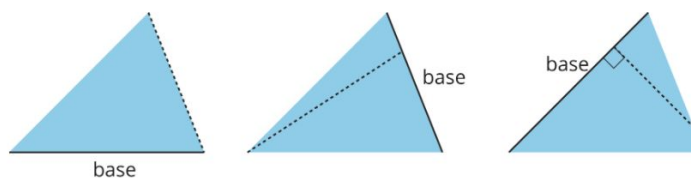


Study the examples and non-examples of **bases** and **heights** in a triangle. Answer the questions that follow.

- These dashed segments represent heights of the triangle.




- These dashed segments do *not* represent heights of the triangle.



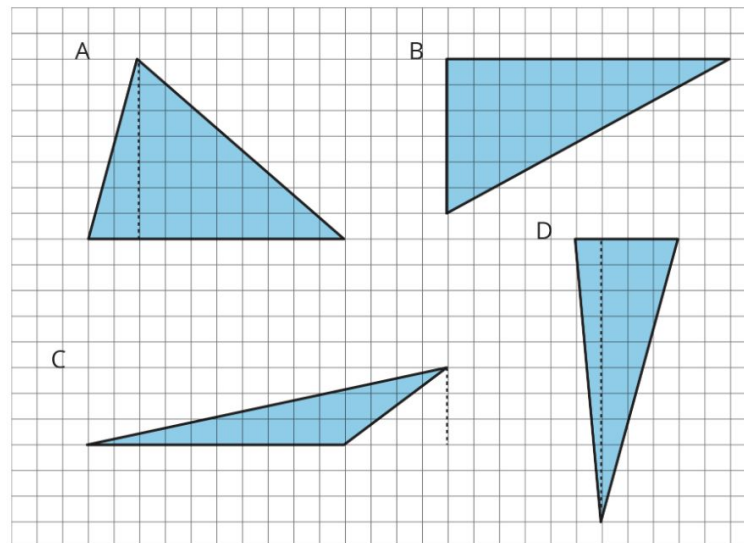
Select **all** the statements that are true about bases and heights in a triangle.

1. Any side of a triangle can be a base.
2. There is only one possible height.
3. A height is always one of the sides of a triangle.
4. A height that corresponds to a base must be drawn at an acute angle to the base.
5. A height that corresponds to a base must be drawn at a right angle to the base.
6. Once we choose a base, there is only one segment that represents the corresponding height.
7. A segment representing a height must go through a vertex.




1-9-2: Finding the Formula for the Area of a Triangle

- For each triangle, label a side that can be used as the base and a segment showing its corresponding height.
- Record the measurements for the base and height in the table, and find the area of the triangle. (The side length of each square on the grid is 1 unit.)
- In the last row, write an expression for the area of any triangle using b and h .



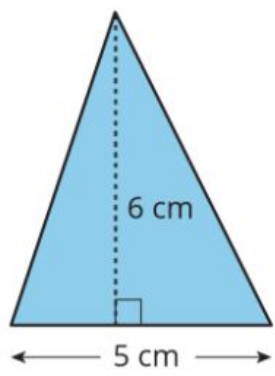
triangle	base (units)	height (units)	area (square units)
A			
B			
C			
D			
any triangle	b	h	



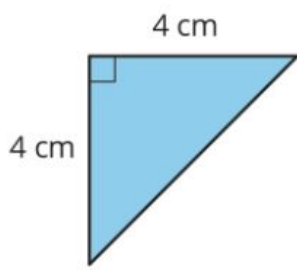
1-9-3: Applying the Formula for Area of Triangles

For each triangle, circle a base measurement that you can use to find the area of the triangle. Then, find the area of any *three* triangles. Show your reasoning.

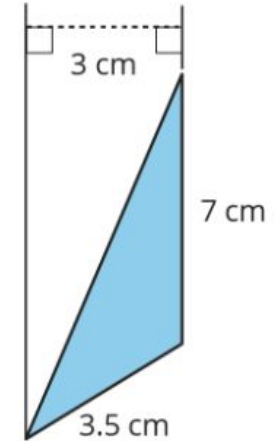
A



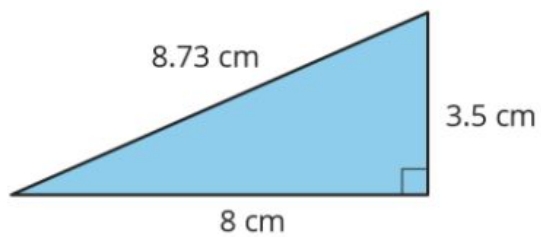
B




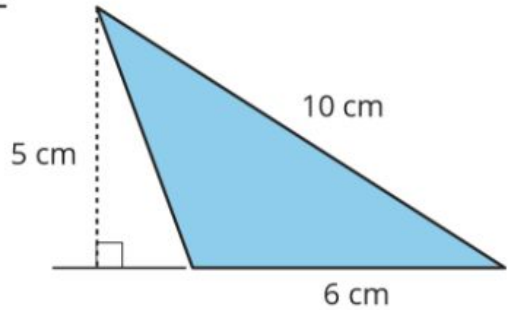
C



D




E



1-9: Lesson Synthesis

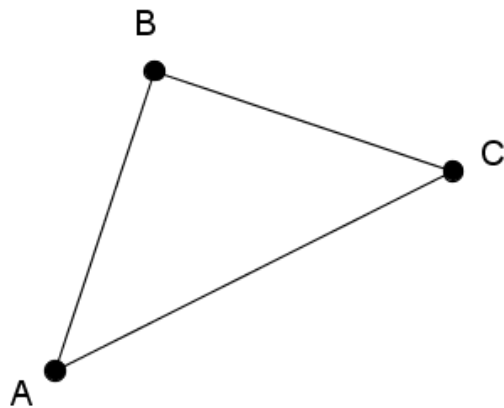
- How do we locate the **base** of a triangle? How many possible bases are there?
- How do we locate the **height** once we know the base?
- What expression works for finding the area of a triangle?
- Can you explain briefly why this expression or formula works?
- Are there cases in which both the base and the height are sides of the triangle? When does that happen?



1-9: opposite vertex

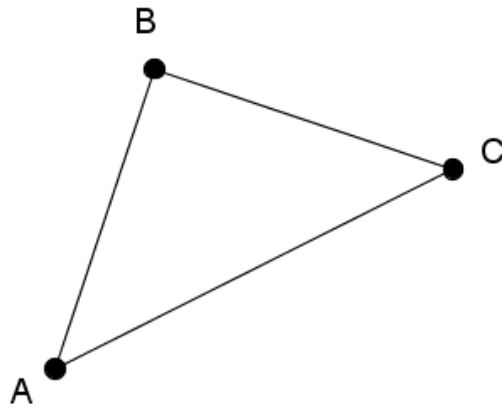
When you choose a side to be the base in a triangle, the vertex that is not an endpoint of the base is the opposite vertex.

Point A is the opposite vertex to the base segment BC.



1-9: base/height of a triangle

Any of the three sides of a triangle can be chosen as a base. The term base can also refer to the length of this side. Once we have chosen a base, the corresponding height is the length of a perpendicular segment from the base to the vertex opposite it. The opposite vertex is the vertex that is not an endpoint of the base.



1-9: Learning Targets

- I can use the area formula to find the area of any triangle.
- I can write and explain the formula for the area of a triangle.
- I know what the terms “base” and “height” refer to in a triangle.



1-9-4: Two More Triangles

For each triangle, identify a base and a corresponding height. Use them to find the area. Show your reasoning.

